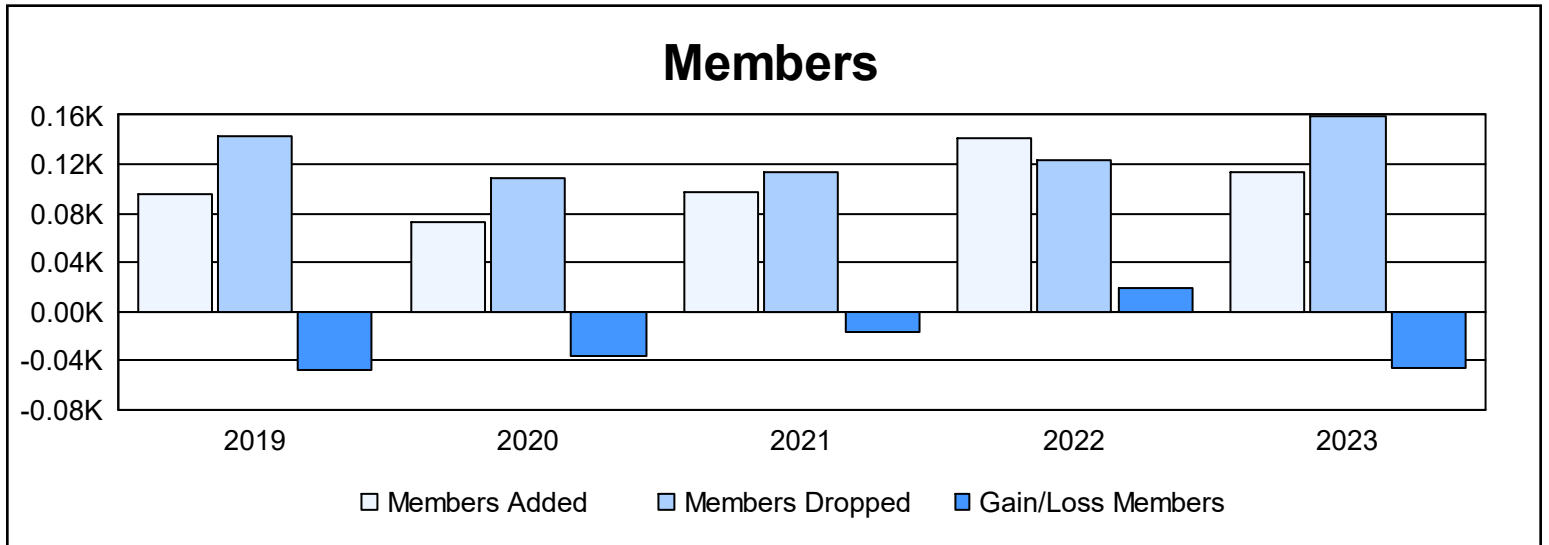
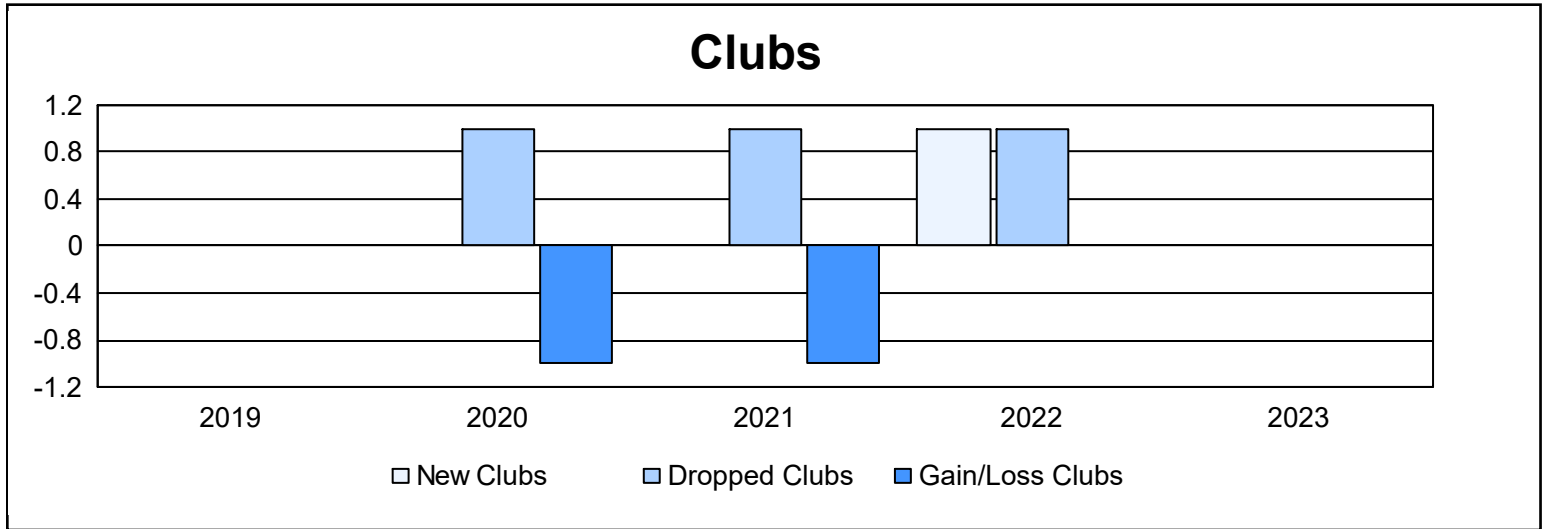
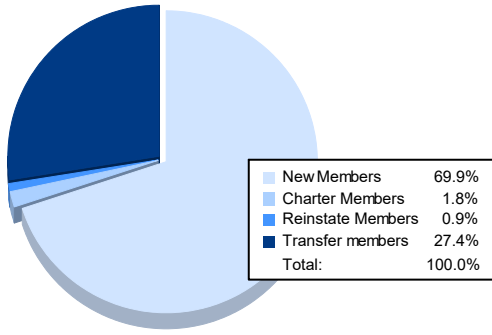


Year	New Clubs	Dropped Clubs	Gain/ Loss Clubs	New Members	Charter Members	Reinstate Members	Transfer Members	Total Member Added	Total Members Dropped	Gain/ Loss Members
2018-2019	0	0	0	75	1	13	7	96	143	-47
2019-2020	0	1	-1	54	2	2	15	73	109	-36
2020-2021	0	1	-1	67	5	4	22	98	114	-16
2021-2022	1	1	0	104	20	2	16	142	123	19
2022-2023	0	0	0	79	2	1	31	113	159	-46
<b>Average</b>	<b>0</b>	<b>1</b>	<b>0</b>	<b>76</b>	<b>6</b>	<b>4</b>	<b>18</b>	<b>104</b>	<b>130</b>	<b>-25</b>



### Membership Composition June 2023 Cumulative



### Gender Composition June 2023 Cumulative

